



## **REMINDERS**

### **1. First General Meeting**

**September 11** at the Senior Center. Anyone who wishes can come any time from 5:30 on. Those who are bringing exhibits should be there no later than 5:45. The general meeting will start at 6:00.

**HOSTESSES:** Nancy Azzaro, Judy Bees, Karen Boyle, Holly Walczak

### **Bring in your Challenge Jade Plant.**

At our May meeting Barbara gave out jade cuttings and asked if members wanted to try to root one and bring it back in September. If you had some success please bring it to the first meeting.,



## ***Town & Country Garden Club***

### ***Newtown Connecticut***

*Member of The Federated Garden Clubs of CT, Inc. New England Garden Clubs, Inc. and National Garden Clubs, Inc*

**August 2024**



Dear Fellow Gardeners:

Ohhh, Summer! Sometimes we look forward to it all year long - - the longer, warmer, lazier (Ha, Ha!) days of summer. Sometimes it's hard to say goodbye knowing that, right after our stunning Connecticut Autumn, of course, (Mother Nature's way of keeping us in New England), comes...Brrrrr ! Mr. mean-old- winter, who, (let's face it, though) isn't quite so mean anymore.

But Spring and Summer did not disappoint this year, at least in relation to their theatrics (gorgeous Spring flowers and trees and abundant hydrangeas and flowers)- - the fruits of our labors.

HOWEVER, let's not even mention the weather, that we've been waiting for all year long - - for me, a bit too HOT, too RAINY, too STEAMY.

But we move on (sigh) and look forward to some exciting things. For one thing, besides the ever-changing landscape, we start our monthly meetings again, the first being on September 11th -- to meet up, catch up, socialize, strategize, plan and arrange our new Town & Country garden year. Welcome back ! The Board has been busy and looking forward to hearing any new ideas and suggestions that you might have. We hope to see you all at the meeting.

Chris

Judy & Donna



Josie



Others who helped out but didn't get into the photo: Teri ,Jane and Holly.



This is one of our teacup bird feeders that Peggy hung up at her house.

# DUCK RACE JUNE 8

Thanks to our chairmen, Peggy and Judy our day went well. We sold plants, the remainder of the teacup bird feeders and a few bee lights. We had an ice-cream cone bird feeder activity which the kids enjoyed making to take home.

Hillary, Donna, Judy, Denise, Chris, Peggy, Jan, Josie



Joan helping to make the ice-cream bird feeder.

Donna and Chris



**Barbara & Denise**



# INSTALLATION DINNER JUNE

The installation dinner was held on June 12 at Sal e Pepe. After drinks and socializing, we sat down for a delicious dinner. Following the dinner Chris gave a short speech thanking members for their outstanding and constant help in service of the club.

**Barbara & Lilleba**



**Emi, Chris, Holly**



**Mae & Mary Ellen**



**Denise, Gail Barbara, Ellen, Joy**



**Joy Barbara Margareta**



**Jane and Jane**



**Josie & Judy**



**Mae, Mary Ellen, Chris, Denise, and Teri**



**Gail & Margareta**



FRONT TO BACK:  
Betsy, Peggy and Alexis



FRONT TO BACK:  
Hillary, Barbara, Elaine, and Joan

**Jan & Donna**



LEFT TO RIGHT: Lilleba, Margareta, Emi, Chris, Arline, Judy and Josie



**Hillary & Arline**



Lilleba, Margareta, Emi

# THE ISLANDS ARE DECKED OUT FOR SUMMER

## Island 1



Mary Ellen, Teri, Joy



Josie

Sue



Barbara O.



Peggy, Holly and Joan



Woman tries to cut  
off Lover's  
penis, missed and  
cut his  
thigh, charged with  
misdaweinier

Potatoes make  
French fries,  
chips, and vodka.  
It's like the other  
vegetables aren't  
even trying.



## MEMBER GARDEN TOURS – June 27



First stop: Arline Shanley 7 Little Brook Lane



Our property is an acre and a half. It has a brook on the end & we made a walking path that goes through the half acre & up the stairs to the upper side of the driveway. We built our home 54 years ago and Ed & I have worked the property one garden at a time ever since. A hundred - fifty years ago the left side of the property was a potato field. . Ed & I bought slabs of stone from Sticks & Stones quarry to make a garden with steppingstones. We have several antique pieces of iron fences, a front porch pillar & two wonderful gates at our back sidewalk. Last but not least there are two great birdhouses my brother made for me for my birthday years ago. He passed away three years ago so I cherish them. If you haven't seen my garden, you are welcome to call me & I'll walk you through. Come visit, gardens are meant to be shared, Arline Shanley.



**Second Stop- Susan Day-Adams - 1 Twist Hill Road**



My gardens started being put into place six years ago when I moved in with Milton. I started with some Montauk daisies by the mailbox, which eventually became the whole roadside garden in the front of the house. I tried to mix different shapes, colors and textures to make it more interesting to the eye of the beholder. All other gardens evolved after that. There are areas that are still very much a work in progress and things are always being changed up: That's how I started planting over on the ridge. That area gets all the things that didn't do well elsewhere or things I've changed my mind about. Anyway, there's always a lot to do but seeing it come together is very rewarding. I highly recommend getting your hands in the dirt. It's so good for mind and soul, Susan.

I moved to Newtown 6 years ago, we have approximately 3.5 acres, my dream would be to have it all gardens (one day). We immediately started a perennial garden that we expand each year. Four years ago, we started a cut flower garden, containing mostly Dahlias, but also Snapdragons, Celosia, Lisianthus, and every year I try at least one new flower...This year we started a small Lavender and Sunflower field, the weeds are getting the better of me however, I'M not giving up. There is so much more we want to do, each year we start a new project, next year...shade garden. Hillary



**Dahlias**



**Sunflowers**



## **ALOE VERA**



There are over 300 species of aloe, but the most popular medicinal one, in most use, is Aloe vera. According to historical records aloe was first used for medicine in Egypt and the Middle East. In ancient Egypt it was referred to as “the plant of immortality.” It is grown in the tropics throughout the world and in warmer regions of the world. It is a perennial, succulent plant with yellow flowers and tough, thick, fleshy spear like leaves, arising in a rosette form. The leaves can be up to 20 inches long and 5 inches across at the base. The meaty leaf has a gel inside that you get by stripping away the outer layer of the leaf. The gel contains the beneficial bioactive compounds in the plant such as vitamins, minerals, amino acids and antioxidants. The cosmetic, pharmaceutical and food industries all use Aloe vera in many different products. It is also used in herbal remedies. But it is best known for treating skin injuries. It has antibacterial, antiviral and antiseptic properties which is why it helps heal wounds and other skin problems. It also helps to heal burns and sunburns as well. Other uses which might not be well known is that Aloe vera is used to heal canker sores and acne.


People use Aloe vera ointments and gels from packaged bottles or tubes, but you can also use it by taking it directly from the plant.


The use of topical Aloe vera is thought to be very safe. But it’s best to do an allergy test, by just putting a small amount on your skin and waiting 24 hours, before using it more widely on your skin.

## SUMMER PARTY AT JANE SHARPE'S HOUSE



Sunday, July 21 was a beautiful day at Jane's house where we celebrated the end of another great year for Town and Country Garden Club. Because of Jane's gracious hospitality, club members and friends were gathered inside and outside on the decks catching up, sharing good foods and laughter with friends. Some members even took a boat ride on Lake Zoar compliments of Peggy and Gary Fillion and their boat.





**Horticulture** –

Any cut flower or colorful and interesting leave, annual or perennial – 1 stem is large, 3 stems if small



**NEXT GENERAL MEETING SEPTEMBER 11**

**PROGRAM:** “Jeweled Acrobats in the Garden” Sally Brockett Sally will present tips on attracting hummingbirds to your garden and will share experiences with hummingbirds, and backyard birding. She will also share photos of a variety of hummingbirds within the US and others from Central America.

**EXHIBITS:** Europe – “Old World Charm” Artistic – Traditional Mass Design which is a design using a large quantity of plant material in a closed silhouette, but not crowded, having no cross lines. Forms, colors and textures are placed to create a center of interest near rim of the container. The design is primarily symmetrical in the form of a sphere, oval, or pyramid.





**PLEASE SUPPORT OUR SPONSORS  
BECAUSE THEY SUPPORT US!**



*Shakespeare's*

**GARDEN**

**25 Obtuse Rd. S, Brookfield, CT 06804**

**Phone: (203) 775-2214**



**97 South Main Street  
Newtown, CT**

**Phone (203) 426-0805**

**LOOKING FOR A HAND? HERE ARE SOME CLUB MEMBER RECOMMENDATIONS:**

16

1. Simply Organized - club member Ellen Kutner's service to declutter and organize spaces  
www. simplyorg.com - [simplyorg521@gmail.com](mailto:simplyorg521@gmail.com) Garden Club Member
2. Helen, Seamstress. She used to work for David's Bridal  
203-258-0750, 5 Hemlock Rd Recommended by Barbara O'Connor
3.
  - a. George Papajani-contractor, home projects-painting & repairs. licensed & insured 203-996-6643-
  - b. IT person for computer, TV, Home phone problems & set-up-Brian Mullins 203-300-4060
  - c. Mason work- sidewalks, patios, stone walls-George Pani- 203-482-5589  
**Recommended by Arline Shanley.**
4.
  - a. TEED AND BROWN "Lawn Doctor"- <https://teedandbrown.com>
  - b. [gmcarpentryremodeling@gmail.com](mailto:gmcarpentryremodeling@gmail.com) – Marcelo Guzman
  - c. [Makeahomect.org](http://Makeahomect.org) will pick up furniture for \$100 donation  
**Recommended by Peggy Fillion**
5. Danny Casarella DMC Painting Inc. 914-623-2798 **Recommended by Barbara McCann**
6. Mike Bigelow 203-417-2922. Carpenter and miscellaneous small jobs. Great guy and great price **Recommended by Holly Walczak.**
7.
  - a. Dean DeLucia, Carpenter/Contractor (203) 258-1513 [info@deluciaconstruction.com](mailto:info@deluciaconstruction.com)  
or [ddelucia61@yahoo.com](mailto:ddelucia61@yahoo.com)
  - b. Joe Butkus (203) 525-3253)) plumber.
  - c. [Pilarshouseclean@gmail.com](mailto:Pilarshouseclean@gmail.com) 203-733-3594  
**Recommended by Chris Lincoln**
8. UBREAKIFIX\_in the Shoprite shopping center in Brookfield on Federal Road. Hours are Monday through Saturday 10:00 am to 7:00 PM.  
**Recommended by Barbara O'Connor**
9. M.G. Masonry new installations & repairs – email [mgmasonry76@yahoo.com](mailto:mgmasonry76@yahoo.com)  
**Recommended by Josie Schmidt.**

**CAN YOU HELP WITH A RECOMMENDATION?** If so just email me the information you want included in the next newsletter.