



Town & Country Garden Club

Newtown Connecticut

Member of The Federated Garden Clubs of CT, Inc.

New England Garden Clubs, Inc. and National Garden Clubs, Inc

June- August 2022



REMINDERS

1. Next General Meeting –

September 14 Senior Center. Anyone who wishes can come any time from 5:30 on. Those who are bringing exhibits should be there no later than 5:45. The general meeting will start at 6:00.

Hostesses-

Lina Williams
Mary Ellen Weiner
Nancy Azzaro
Emi Lidem

2. September 28

A Field trip is planned for Innisfree Gardens, an American nonprofit public garden influenced by Chinese style in Millbrook, New York. You can go online for more information to: innisfreegarden.org

Arlene will give further information at the September 14 meeting.



PRESIDENT'S MESSAGE

Dear Fellow Gardening Enthusiasts:

We (the Board) hope you all had a lovely, flower-filled summer and took some time to smell the roses. More often than not, we fill our schedules to the breaking point, and deprive ourselves of the precious sights, smells and sounds of Summers in our gardens. My favorite part of gardening is not weeding or clipping and pruning (surprise, surprise!) ... though I love the results, it is the peace of mind of being dedicated to a task, quiet and alone, but still surrounded, and cheered on by my many cherished feathered friends. Aren't they just the best cheerleaders? The sounds of nature cannot help but bring on a smile.

I feel that Town & Country Garden Club (though little), is a very special club and I'm thankful that its members (you, all) are enthusiastic, knowledgeable, always ready to volunteer in our community and willing to share and help each other. You've all shown that extraordinary care and concern for each other in many ways this past year.

This year, we'll continue to focus on growth and expansion of the club, initiate changes based on YOUR ideas, and maintain our efforts to contribute and support this community. We've worked hard through the summer to find and offer stimulating and enlightening programs, to plan and budget upcoming events, to select the next Field Trip (which will be soon), and we're very much looking forward to seeing all of you at our first meeting of the year on SEPTEMBER 14th. Welcome back to another year of learning, socializing and comradery !

Chris Lincoln

CELEBRATING THE INCLUSIVE PLAYGROUND WITH THE LIONS CLUB

On Saturday June 4th The Newtown Lions Club invited the community to attend the grand opening and ribbon-cutting for the new Inclusive Playground. Our club sponsored a free Rock Painting activity for children at the event.



Bob and I provided the music.



Here are Chris Mae, and Peggy, helping with our Rock Painting Activity.



CELEBRATING AT THE END OF THE YEAR DINNER

June started off with our end of the year celebration. 20 club members attended the dinner, and it seemed like a good time was had by all.



DUCK RACE BOOTH

On June 25 Arline, Gail Diminico, Mary Ellen, Barbara O. Jan Denise, Donna, Holly, Joy, Judy Beers, Teri, Mae, and I set up and manned our booth. It was a very warm day, but we enjoyed being together and catching up with one another. We made



Barbara kept our plants trimmed and presentable throughout the day.




CELEBRATING THE END OF THE YEAR WITH A FIELD TRIP TO BRIDGE OF FLOWERS - JUNE 29

The weather was beautiful on June 29 when Arline & Ed, Chris, Jan & Frank, Mary Ellen, Teri, Denise & Ed, Nancy, Holly, Barbara O'., Gail F., Karen, and Lilleba, went on the excursion to the Bridge of Flowers in Shelburne Falls, Massachusetts.



**"Adopt the pace of nature, her secret is patience."
Ralph Waldo Emerson"**





CELEBRATING OUR GARDENS WITH OUR HOUSE GARDEN TOURS

On July 20, garden club members Donna, Marianne, Holly, Mary Ellen, Gail, Betsy, Nancy, Mae, Alexis, Joy, Barbara, Denise, Judy, Peggy, Diana, and I toured Arline, Jan, and Chris's gardens.

First Stop -Arline's





Second Stop Jan's



Last Stop Chris's

At the last stop we had wonderful hors d'oeuvres and wine. We had time to be together on Chris's beautiful, screened porch and enjoy each other's company old members and new alike.

Arline even shared this May wine and included the recipe.



1 liter of chardonnay,
Moselle, or sauterne
1 cup sugar
12 sprigs sweet
woodruff
10 sprigs frozen
strawberries or 1 pkg
fresh/sliced
Mix above in a glass
jar and let it sit for 5-7
days.
Strain out woodruff
and strawberries
Serve in wine glasses
with a stem of
woodruff and a
strawberry in each
glass.



Page 9 of 16
Who You Gonna Call...?

My son Kevin was married on July 16 to my lovely daughter-in-law Monica. Ken and I planned the rehearsal dinner at Whitney Farms Golf Club's Stone Barn. Of course, I had to make floral centerpiece arrangements. Monica is a shoe lover, so I decided to make arrangements in stilettos. I bought shoes at Goodwill and flowers at Trader Joe's. Each shoe was different, and I was having a grand time ... until I realized that these had to be TRANSPORTED and they had to remain STABLE on the tables. They were very top-heavy and wobbly! I had purchased round mirrors to display them on, but no way were they going to stand up. What if someone bumped into the table???

So, I went to my floral supply box looking for: "Uline booger Glue Dots." Had none. I started to panic because time was marching on, and I had a million other things to do. Sooooo, I called ... Who Do You Think?.... Arline Shanley, of course! "Arline, I have a Floral Emergency."


Not only did Arline put my heart back in my chest, but she called around to other members for booger dots, and when no one had any, she dropped everything and GOT IN HER CAR AND DROVE TO MICHAEL'S! Shortly after, there she was with all kinds of solutions, tweaking all of the arrangements to perfection.

For Arline's sake, I hope no one follows my lead and calls her, but just know that our club has the kind of member who stops everything and goes the extra million miles for a friend with an emergency, floral or otherwise!

BARBARA AND KEN CELEBRATED -Their Son's Wedding



Monica and Kevin



P.S. The next person who has any kind of emergency, please call me so I can pay it forward. I'm no Arline, but I will do my best!

BETSY AND HARRY CELEBRATED - Their Daughter's Wedding

Betsy hand painted the R and C (Rebecca and Coleman) with the hydrangea for their invitations.

They were married August 5th on Cape Cod. The Cape Cod bluish hydrangea and blue delphinium were definitely accents to many varieties of white flowers.



Rebecca and Coleman



CELEBRATING MEMBERS BEAUTIFUL SUMMER GARDENS

Joy's Mountain Laurel



This is Barbara's variegated Kousa dogwood. And Barbara says, "You don't always need flowers."



Her deer seem to like guacamole because they have been nibbling this guacamole Hosta

Barbara O'Connor

This is her Campanula with Iris foliage in front of it. She says, "Is there a more vivid blue?"





Peggy Fillion's clematis



Chris Lincoln's petunias on her back deck



Nancy has a recipe for all Natural-Non-Toxic Homemade **Weed Killer**


1. Pour 1 gallon of white vinegar into a bucket. 5-percent household white vinegar is fine. ... but for tough, perennial weeds, a 20% vinegar solution is best (sometimes called horticultural vinegar).
2. Add 1 cup of table salt. ...
3. Stir in 1 tablespoon of liquid dishwashing soap. ...
4. Blend all thoroughly and then funnel the weed killer into a plastic spray bottle.

Only spray on weeds and do not get near flowers
.....Apply on warm, sunny days and **not** on windy or rainy days. The powerful scent of vinegar can also repel deer and other unwanted critters for a while.


These are photos from Nancy Azzaro's backyard along with a coleus from Shakespeare's Garden.




Lilleba's Gardens



1. Emi captured a picture of these four bumblebees asleep on her Coneflower.



2. Arline caught this bee on a Goatsbeard plant (also known as bride's feathers).



3. Jan got a good shot of this butterfly on her Bee Baum and this deer by the pond.



**WE
CELEBRATE
OUR
SPONSORS**

**Shakespeare's
Garden**

25 Obtuse Rd S,
Brookfield, CT
06804

Phone: (203)
775-2214



203) 426-0805
97 South Main
Street
Newtown, CT

Do you ever wonder “Why did that design or horticulture specimen win the Blue Ribbon?” Are you interested in learning about “growing and showing” horticulture or the elements and principles of floral design? If so, Flower Show School will be the answer!

1. Wednesday, October 12 – Friday October 14 there will be Flower Show School, Course 2, at the Kellogg Environmental Center in Derby. These courses may, once again, be taken in any order. The information and Registration are online at :

www.ctgardenclubs.org and at National Garden clubs, Inc,'s website www.ctgardenclub.org. If you have any questions or are interested, contact Peg Townsend, pegtownsend@yahoo.com or by phone @ 203-470-8120

There are also several courses offered from Newtown Parks & Recreation. There are Fall gardening Programs starting up soon. You can get more information by going to newtown-ct.gov/parks-recreation or by calling 203-270-4340. Courses will be held at Newtown High School, 12 Berkshire Road, 6:30 to 8:30 pm.

Here are two classes that might peek your interest.

a. October 4, Nicole Christensen presents “Fall Gardening Tips for Spring Garden Sanity” (Activity 117107A).

b. Monday, October 18, Christensen will return with “Houseplants 101.”

3. There are al programs for “Gardeners and Aspiring Arborists.

CELEBRATING DIANA



1940-2022

Club Member since 2003

A memorial service for Diana will be held Saturday, October 8th, at 11 am at the Newtown Congregational Church, with a friendship gathering afterwards at the church.

